

Mary, Mother of God Area Faith Community



MANUAL FOR CONFIRMATION Sponsors & Candidates

INTRODUCTION TO SPONSORS

I. NATURE AND PURPOSE OF APPRENTICE PROGRAM

Stated most simply, this aspect of the candidate's preparation for Confirmation involves a series of meetings with you, the sponsor. During these meetings, you are to serve as a mentor and to help the candidate grow in the essential skills, knowledge and attitudes, of a mature, responsible, committed member of the Church, a professed follower of Jesus and a witness to the faith.

This program of apprenticeship is modeled after elements of a longer and more strenuous period of preparation for those coming to faith in the early Church. That process was called a catechumenate, and is still used in our parishes through the Order of Christian Initiation for Adults.

If you are like most persons who have been asked to serve as sponsors, you feel both flattered and a little inadequate. You would probably be the last one to hold yourself up as a fully informed, totally-dedicated Catholic and a suitable person for guiding others.

Keep two things in mind here. First, your candidate freely chose you, so he or she must feel you have some basic qualities and experiences that can help the candidate grow. Second, you were most likely asked because you are more mature, more informed, and more experienced than the candidate is. No one, least of all the candidate, expects perfection of you, only a willingness to share and to continue to grow in your own faith.

Also, it is important to be as realistic about the candidate as you are about yourself. The goal of this Apprentice Program is **growth**, not perfection. Readiness for Confirmation requires that the candidate demonstrates willingness and a capacity to continue to grow toward a mature and committed faith. The actual goal of perfected faith and total imitation of Jesus remains a lifelong quest. Your task is to help the candidate take the next step, not the final step, in that process.

If you properly understand the purpose of this apprenticeship, you will realize that you have all the necessary qualities for assisting your candidate.

We have every confidence in your suitability, that coupled with the personal investment of your time and humble prayer for Jesus' assistance will ensure that the apprentice program will be a successful and rewarding experience for both the candidate and you.

II. SPONSOR INFORMATION

Requirements

A sponsor must be a practicing confirmed Catholic. He or she may not be the candidate's mother or father. The sponsor should be a person who is prayerful, open, loving, and is comfortable sharing with young people.

Role

The sponsor represents the support and prayers of the entire Church. He or she will be the candidate's "spiritual friend." In this program the sponsor will:

1. Share their faith story with his or her candidate.
2. Spend time getting to know the candidate.
3. Pray for and with the candidate.
4. Present the candidate during the Confirmation Rite.
5. Continue to be there for the candidate and lend spiritual support after the Confirmation ceremony is over. One way of continuing this relationship would be to send the candidate a card or note on the anniversary of his or her Confirmation every year.

III. PROGRAM TIMELINE

1. During the three year process of Confirmation at Mary, Mother of God AFC, you will meet with your candidate at least 4 times for approximately 90 minutes each time. Since personal circumstances vary widely, we leave it to your judgment to work out your own meeting schedule and duration of the meetings, trusting you will abide by the "spirit" of the law in this regard. During each of these sessions you will work through one topic in this book, and then you will fill out a meeting progress report. You will also help the candidate choose and research a confirmation name, and complete the required service hours.
2. These meetings need to be completed and the reports turned in the year you will be confirmed. Progress Reports are to be turned in by the candidate at the regular Confirmation session, to their religious education teacher or can be dropped off at the parish office as they are completed. You will also be helping your candidate track and reflect on their service hours and in choosing a saint's name for Confirmation. **The service hour log and reflection sheet is located in this manual.**
3. Sponsors are asked to write and send your letter of recommendation regarding the candidate's readiness to be confirmed. (See sample on next page)
4. Confirmation practice will be at the Church of the Holy Redeemer.
6. Celebration of Confirmation will be at the Church of the Holy Redeemer.

IV. LETTER OF RECOMMENDATION

Please compose a letter similar to one of the letters below and return it to Father Steve Verhelst. The letter must include some kind of recommendation of the candidate, but may include more than the bare minimum given as an example here.

Dear Members of Mary, Mother of God AFC:

As the sponsor of _____, I attest to the candidate's sincerity and effort in striving to develop the qualities we have a right to expect of members of our faith community. I therefore personally recommend that the candidate be confirmed in membership in the _____ (insert home parish).

Respectfully,

Date: _____

Dear Members of Mary, Mother of God AFC:

After discussion with _____, a candidate for confirmation as a member of the _____ (insert home parish), we have decided that it is best that his or her confirmation be postponed until a later date.

Respectfully,

Date: _____

Please note: This is an example only and not a form. Please write your letter on a separate sheet of paper. Circle your home parish and drop off the letter at one of the following locations:

St. Mary in Cottonwood, Holy Redeemer in Marshall, St. Michael in Milroy, , and St. Mary in Tracy.

Confirmation Sponsor & Candidate Activities

These activities are designed to help you and your sponsor grow in faith together as you prepare for the Sacrament of Confirmation. Each topic can be completed online by scanning the QR codes or typing in the links below.

If you prefer, you may also return a hard copy to your Faith Formation Site Coordinator or to the Area Faith Community Faith Formation Administrative Assistant.

Topic One: Invitation to Discipleship



<https://forms.gle/g4xNshbJWKNqYkzL9>

Topic Two: Prayer and Spiritual Life



<https://forms.gle/qMhVU8xT7DrDrwFd9>

Topic Three: Liturgy & Communal Worship



<https://forms.gle/NevnsAFxrUU6BvzY8>

Topic Four: Sin and the Sacrament of Reconciliation



<https://forms.gle/MB4MQrNmN8uhX7gq5>

Topic Five: Service Project Report



<https://forms.gle/jmoy9noKuVYK2CXS9>

Topic Six: Researching Your Confirmation Name



<https://forms.gle/mVam9fjAE74gYUZm6>

TOPIC ONE: INVITATION TO DISCIPLESHIP

GOALS:

To help the candidate develop a closer identification with an appreciation for the local faith community, the parish

To help the candidate develop skills and gain practical experience in living a life of Christian service to others

To help the candidate develop the willingness and courage required to witness to Christ's teachings and values in today's society.

RATIONALE:

Jesus' call to discipleship invites us to committed membership in the Church. To be a confirmed member of the Church requires a willingness to share one's own time, talent and treasure. Jesus asks us to respond freely to His invitation.

BACKGROUND:

Being realistic, it may be some time before the candidate will fully enter into the mainstream of parish life. Nevertheless, it is not too early to nurture an appreciation for the parish and for the importance of gradually assuming active responsibility within it.

PRAYER (Together)

Lord, still my restlessness and quiet my heart so that I may receive Your Word. Send Your Spirit upon me so that I might hear Your message and respond to it with courage.

(Pause)

Come Holy Spirit, fill the hearts of your faithful and kindle them in the fire of your love.

Lord, send out your Spirit, and renew the face of the Earth.

Jesus, we thank you for initiating our relationship with you. Through Baptism and Confirmation You invite us to enter into your life, death, and resurrection. Help us to contemplate your invitation, to choose freely your values and radically commit ourselves to you so that we may have the fullness of life through your name and may share that life with others through our ministry. Amen.

ACTIVITY I: SCRIPTURE SEARCH **DISCIPLESHIP, WITNESS, SERVICE**

1. Together read each of the Scripture passages below.
2. Discuss each passage together in the light of these questions:
 - a. What aspect of the call of Isaiah and the disciples impresses you?
 - b. What qualities would a disciple need today?
 - c. What can I do to ensure that my efforts as witness possess the qualities described in the Scriptures?

Isaiah 6:1-8

Acts 2:42-47

Matthew 4:18-22

1 Corinthians 12

Matthew 9:9-13

James 2:14-26

ACTIVITY II: TIME, TALENT, AND TREASURE

1. Under each of the categories above, help your candidate identify what he or she is already doing to share his or her time, talents, and treasure (money) on behalf of the parish and/or others in need of service.
2. Decide together what more can or should be done in these areas in response to each Christian's vocation to be servant to others.

Note: In terms of treasure, it is good to evaluate just how the candidate is presently spending whatever money he or she has available for personal use. One's values and priorities become clear in the process.

What I am doing:

Time

Talent

Treasure

Ways I can further share and serve:

Time

Talent

Treasure

Read out loud: Luke 18: 18 – 23

Question for discussion: What was the rich official loving?

Watch: Sign on to Formed. On the Home page pull down the menu from the "Programs" button. Click "Youth Programs" on the menu. Click on the "YDisciple" tile. Chose the "Who am I?" section from the dropdown box. Click on "Session 1: What I Want and How Am I Made." Watch the first segment of the video (which ends at 1:39).

TOPIC ONE: INVITATION TO DISCIPLESHIP

PROGRESS REPORT

Date: _____

Name: **Sponsor** _____

Candidate _____

Sponsor: What I discovered in this lesson(s) was:

Candidate: What I discovered in this lesson(s) was:

Sponsor: What specific tasks/assignments should your candidate work on in relation to this topic:

- a. between now and your next meeting?

- b. in a long-range manner?

TOPIC TWO: PRAYER AND SPIRITUAL LIFE

GOALS:

To help the candidate grow in understanding, valuing, and practicing an active prayer life
To help the candidate grow in overall pursuit of the values and lifestyle taught and modeled by Jesus

RATIONALE:

Prayer is an essential skill for effective membership in the faith community and for maintaining an overall Christian lifestyle.

BACKGROUND:

We are not concerned about instant sanctity here. The focus is on possessing and developing those skills and habits that will lead the candidate to closer identification with Jesus over the years.

How one prays is not as critical as that one prays. Your discussion with your candidate, therefore, should focus on nurturing a positive attitude toward prayer and helping him or her to develop a style of praying that is suitable for him or her at this point in life.

The overall spiritual life involves us in both positive practices and in a program of self-discipline aimed at rooting out or curbing weaknesses and bad habits we may possess. In your discussion with your candidate, try to maintain that balance between nurturing the good that is already there and curbing negative elements that may be present.

PRAYER SERVICE

OPENING PRAYER (Together)

God calls me often and in many ways: through people, through events, and through His inspiration in my heart. How do I respond? I, too, call upon God -- do I expect Him to respond?

READING: Colossians 3:12-16

RESPONSE:

Sponsor: For the gift of *conviction* to live radically the *Gospel* you have preached to us. .

Candidate: Lord, give us *your conviction*.

Sponsor: For the gift of *servanthood* to empty ourselves as you did, to be willing to bend low, to heal wounds, and to share love . . .

Candidate: Lord, give us your spirit of being *servant*.

Sponsor: For the gift of *hope* to stand with all creation, to wait believingly for rebirth, for growth, for completion . . .

Candidate: Lord, give us *your hope*.

Sponsor: Finally, we pray for the grace to *recognize* your gifts when they are given, to own them, to claim them, to acknowledge them as only ours to give away . . .

Candidate: Lord, give us *your own power of recognition*.

CLOSING PRAYER (Together)

Our Lord and our God, the good news of opportunity comes to us in a variety of ways. Our hearts are full to overflowing with gratitude to you, who are the source of all good things. Our prayer has been that in all things we might do your holy will, in the great as well as small events of our lives. We lift our hearts in thanksgiving that new opportunities, by your design, are part of our life-journey. May we use these great blessings to bring us closer to you, our God, and the world closer to peace. Amen.

ACTIVITY I: OBSTACLES TO PRAYER

Listed below are four elements that affect our ability to pray and common obstacles related to them. Share together how these "problems" affect your own prayer life and try to identify practical things you and your candidate can do to overcome them.

1. Time

- a. Can't find time?
- b. Don't take time?
- c. Other?

A possible solution:

2. Inner Quiet:

- a. Can't seem to settle down?
- b. Can't concentrate?
- c. Other?

A possible solution:

3. External Quiet

- a. Can't find a suitable quiet place for prayer?
- b. Can't find a place with a good atmosphere for praying?
- c. Other?

A possible solution:

4. Aids to Prayer

- a. Can't find the right book or other aid for praying?
- b. Don't know how to use the Bible well for prayer?
- c. Other?

A possible solution:

Summarize your discussion and help your candidate develop a "program" for praying to be tried between now and your next session together.

ACTIVITY II: SCRIPTURE SEARCH – PRAYER

1. Read together each of the Scripture passages below about prayer.
2. Discuss each passage together in the light of these questions:
 - a. What truth or principle does it seek to teach us about prayer?
 - b. Does my own prayer reflect that truth? Should it?
 - c. What can I do to ensure that my prayer will possess that quality described in the Scripture passage?

Luke 2:41-43

Matthew 6:5-15

Mark 13:5-36

Matthew 13:57-58

Mark 7:24-29

Matthew 8:14-21

Mark 8:11-12

Matthew 18:19-20

ACTIVITY III: SCRIPTURE SEARCH – CHRISTIAN LIFESTYLE

1. Read together each of the following Scripture passages.
2. Discuss each passage together in the light of these questions:
 - a. What is Jesus really asking of his followers in terms of lifestyle?
 - b. Do I expect people, myself included, to act like that? Why or why not?
 - c. To what degree is that principle part of my own lifestyle?
What do I need to do, if anything, to improve in this area?

Luke 12:22-34

Matthew 5:43-48

Luke 8:1-10

Matthew 6:1-4

Luke 18:18-30

Watch: Sign on to Formed. On the Home page pull down the menu from the “Programs” button. Click “Youth Programs” on the menu. Click on the “YDisciple” tile. Chose the “Prayer” section from the dropdown box. Click on Practicing Prayer with Jackie Francois. Advance the video to the second session (beginning at 3:25) and watch the complete session (ending at 9:32).

TOPIC TWO: PRAYER AND SPIRITUAL LIFE

PROGRESS REPORT

Date: _____

Name: **Sponsor** _____

Candidate _____

Sponsor: What I discovered in this lesson(s) was:

Candidate: What I discovered in this lesson(s) was:

Sponsor: What specific tasks/assignments should your candidate work on in relation to this topic:

- a. between now and your next meeting?

- b. in a long-range manner?

TOPIC THREE: LITURGY & COMMUNAL WORSHIP

GOAL:

To help the candidate grow in the understanding of, appreciation for, and participation in the faith community's communal worship, especially the Eucharist.

RATIONALE:

Communal worship is at the very heart of the faith community's life and one of the most essential sources for its vitality. Confirmation, in a real sense, implies a sincere commitment to this dimension of one's faith life.

BACKGROUND:

It is not uncommon for youth—and adults—to have difficulty in their efforts to experience Mass as the meaningful, energizing, and inspiring celebration it is intended to be.

To some degree, the cause may lie in the individual's lack of motivation and participation. More often, it is due to an underdeveloped awareness of the real nature and significance of these communal celebrations and the skills needed to participate effectively.

In your discussions with your candidate on this topic, attempt to pinpoint the causes for any difficulties he or she may be experiencing and deal with them as best you can or with the help of the teachers.

As stated in connection with the other topics, do not expect miracles, whereby every Mass becomes for the candidate an experience of "spiritual fireworks." It is sufficient to nurture in the candidate a commitment and willingness to strive to make communal worship a central part of his or her ongoing life as a Christian.

PRAYER

Sponsor: After Jesus died, rose, and ascended back to His Father, He knew that we would need other ways to approach God until He returned in glory at the end of time. Jesus didn't leave us alone. He didn't say, "I'm going back to heaven now. Good luck. Everyone fend for himself or herself." This is what He did say:
I will not leave you orphans; I will come to you. . . . you will realize that I am in my Father and you are in me and I in you. *John 14:18, 20*
Through the sacraments and Mass we meet Jesus and realize our unity with God and with one another in God.

Pray Together: Psalm 118, Part C

ACTIVITY I:

SCRIPTURE SEARCH – EUCHARISTIC COMMUNITY

1. Read together each of the Scripture passages below.
2. Discuss each passage together in the light of these questions:
 - a. Do you have trouble believing Jesus is actually present in the Word, in the Eucharist, and in the community during Mass?
 - b. Imagine you have just become a Catholic and are hearing these words for the first time. How do you think you might feel? What questions would you have? Would you find these words exciting? Comforting? Challenging? Why or why not?

John 6:51-59

1 Corinthians 11:23-30

Matthew 26:26-30

ACTIVITY II: REVIEW OF THE MASS

1. Review together the outline of the Mass on the following pages.
2. Agree on a time when you can attend Mass together.
3. Immediately following Mass, go over the outline, and discuss each element using these questions as aids:
 - a. Do you feel you understand the nature and purpose of this aspect of the Mass? Do you have any problems with it?
 - b. What might help make it more meaningful to you? What could you do to better enter into the spirit of this part of the liturgy?

Watch: Sign on to Formed. On the Home page pull down the menu from the “Programs” button. Click “Youth Programs” on the menu. Click on the “YDisciple” tile. Chose the “Prayer” section from the dropdown box. Click on Practicing Prayer with Jackie Francois. Advance the video to the third session (beginning at 9:43) and watch the complete session (ending at 16:31).

STRUCTURE OF THE MASS

I. Introductory Rite

A. Purpose

1. To gather to become a worshipping community
2. To ask God's forgiveness
3. To prepare both to listen to God's Word and to celebrate **Eucharist**

B. Parts

1. Gathering song
2. Greeting
3. Rite of Holy Water Blessing or Penitential Rite
4. Kyrie or Lord, Have Mercy
5. Gloria
6. Opening Prayer

II. Liturgy of the Word

A. Purpose

To hear and reflect on God's Word

B. Parts

1. Proclaiming the Scriptures (for example, Old Testament, Epistle, Gospel)
2. Reflection and Psalm response to first reading
3. Alleluia (before Gospel)
4. Homily (explanation of and reflection on God's Word, after Gospel)
5. Profession of Faith
6. General Intercessions

III. Liturgy of the Eucharist

A. Preparation of the Gifts

1. Purpose

- a. To prepare the bread and cup for the sacrifice
- b. To provide a time of interior readiness for the Liturgy of the Eucharist

2. Parts

- a. Preparation of the Gifts (bringing gifts to the altar, placing them on the table, blessing prayer)
- b. Invitation to prayer
- c. Prayer over the gifts

B. Eucharistic Prayer

1. Purpose:

To join with Christ in praise and thanksgiving for the works of God and in offering his one sacrifice

2. Parts

a. Introductory dialogue

b. Preface

c. Sanctus or Holy, Holy, Holy Lord

d. Eucharistic Prayer (including typically)

+ Praise to the Father

+ Invocation of the Holy Spirit (before or after the consecration or recalling of the Lord's Supper)

+ The Lord's Supper ('consecration)

+ Memorial prayer

+ In communion with the saints; prayers for the Church and for the dead (before or after recalling the Lord's Supper)

+ Concluding doxology

+ Great Amen

C. Communion Rite

1. Purpose

a. To prepare to receive Christ's sacramental body and blood

b. To receive Christ's sacramental body and blood

c. To commune with Christ and one another in him

2. Parts

a. Lord's Prayer

b. Sign of Peace

c. Breaking of the Bread (including Lamb of God)

d. Communion

e. Prayer after Communion

IV. Concluding Rite

A. Purpose

1. To conclude the Mass

2. To prepare to go forth in service and to be Eucharist to others

B. Parts

1. Blessing (possibly including Solemn Blessing or Prayer over the People)

2. Dismissal

3. Often there is a concluding Hymn

TOPIC THREE: LITURGY AND COMMUNAL WORSHIP

PROGRESS REPORT

Date: _____

Name: **Sponsor** _____

Candidate _____

Sponsor: What I discovered in this lesson(s) was:

Candidate: What I discovered in this lesson(s) was:

Sponsor: What specific tasks/assignments should your candidate work on in relation to this topic:

- a. between now and your next meeting?

- b. in a long-range manner?

TOPIC FOUR:

SIN AND THE SACRAMENT OF RECONCILIATION

Due Date: Wednesday, January 12, 2028

GOAL:

To help the candidate grow in the understanding of sin and its effects and develop a greater appreciation for the Sacrament of Reconciliation.

RATIONALE:

Sin damages or destroys our relationship with God. It also disrupts or weakens unity within the Christian community. The forgiveness of sins is most fully expressed and celebrated in the Sacrament of Reconciliation.

BACKGROUND:

It is not uncommon for candidates--and adults--to have difficulty in celebrating the Sacrament of Reconciliation. For many, twice a year is the maximum number of times to go to confession.

To some degree, the cause may be the great emphasis that has been placed on the loving mercy of God, almost to the exclusion of God being all-just. This leads many to assume that since our "little sins" are quite insignificant compared to the crimes committed in our society, God understands our human weaknesses. Therefore we do not need to go to confession.

In your discussion with your candidate, attempt to pinpoint the causes for difficulties he or she may have with going to confession. Attempt to deepen his/her understanding of the healing nature of this sacrament and how it can be effective in overcoming weaknesses and sins.

PRAY Together

Lord, hear the prayers of those who call on you, forgive the sins of those who confess to you, and in your merciful love give us your pardon and your peace.

Lord, may the Helper, the Spirit who comes from you, fill our hearts with light and lead us to all truth as your Son promised, for he lives and reigns with you and the Holy Spirit, one God, for ever and ever. Amen

ACTIVITY I: SCRIPTURE SEARCH – SIN

1. Read together each of the Scripture passages below.
2. Discuss each passage together in the light of these questions:
 - a. Sin has been defined/described as - - -
 1. "missing the mark" of living God's covenant of love
 2. an attitude
 3. an action and a failure to act
 4. a power
 - b. How do these Scriptures help you to understand these descriptions?

Genesis 3:1-24

Ephesians 4:25-31

Romans 5:12-14

1 Corinthians 6:12-20

Galatians 5:16-21

ACTIVITY II: SINS AGAINST EACH COMMANDMENT

While all the commandments ask us to act in a certain manner, there are sins involved with each commandment. In the lists given with each commandment,

DISCUSS how each sin is a violation of that commandment.

1st Commandment:

- denial of God (apostasy/giving up the Faith)
- heresy (deny one or more teachings of the Church)
- schism (denial of Pope as Head of Church and Supreme Authority on earth)
- presumption (assume that salvation can be obtained: 1. by one's own efforts or 2. by God's help without our own cooperation)

- despair (refuse to trust that God will forgive our sins and give us the means of salvation)
- indifferentism (one religion is as good as other)
- satanism (worship of the devil)
- have other gods
- superstition (astrology, fortune tellers)

2nd Commandment:

- blasphemy (mocking, ridiculing, despising God, His Church, saints or holy objects)
- irreverence in using the name of God, Jesus, or saints
- cursing (calling down evil upon another)
- swearing (calling upon God to witness that something is the truth when it is not true)

3rd Commandment:

- failure to attend Mass on Sundays and Holy Days of Obligation
- doing unnecessary, servile work on Sunday and Holy Days of Obligation

4th Commandment:

- disobedience to parents
- disobedience to Church authorities
- disobedience to other lawful authorities
- failure to care for parents

5th Commandment:

- murder
- abortion
- euthanasia
- suicide
- artificial contraception
- sterilization
- artificial insemination
- in vitro fertilization
- violence
- anger
- drugs/drunkenness
- war (unjust)

6th Commandment:

- any sexual acts outside of marriage
- failure to avoid occasions of sin, such as pornographic books/entertainment.

7th Commandment:

- stealing
- shoplifting
- unjust business practices/ethics
- damaging what belongs to another
- excessive gambling
- cheating
- acceptance of bribes

8th Commandment:

- lying
- ruining reputation/dignity of another
- rash judgment (make a decision before knowing all the facts)
- detraction (revealing another's faults which harm the person's good name or is not going to help them)

9th Commandment:

- encouraging impure thoughts/desires
- encouraging or creating pornographic materials

10th Commandment:

- desiring to obtain another's possessions unlawfully
- being envious of another's possessions
- plotting to steal/cheat

Discuss how the beatitudes are to be lived out in our lives.

The Eight Beatitudes (Social "rules") Mt 5:3-10

1. We must depend on God
2. We must be sorrowful for our sins and injustices
3. We must be humble because we are creatures
4. Holiness is to be like God. Morality is to act like God acts; i.e., holy/out of love/peace
5. We receive forgiveness in like manner to how we forgive (See "Our Father")
6. We must have our heart set on God. Materialism/consumerism goes contrary.
7. We must promote harmony/peace with God and all beings.
8. We must be ready to be persecuted/insulted because of our Faith.

ACTIVITY III: WATCH: AN ENCOUNTER WITH MERCY

Watch: Sign on to Formed. On the Home page pull down the menu from the "Programs" button. Click "The Sacraments" on the menu. Scroll until you find the "Forgiven: The Transforming Power of Confession" tile. Click on it. Next, click on "Session 2: An Encounter with Mercy" tile. Click on it and watch the 27 minute video.

TOPIC FOUR: **SIN AND THE SACRAMENT OF RECONCILIATION**

PROGRESS REPORT

Date: _____

Name: Sponsor _____

Candidate _____

Sponsor: What I discovered in this lesson(s) was:

Candidate: What I discovered in this lesson(s) was:

Sponsor: What specific tasks/assignments should your candidate work on in relation to this topic:

- a. between now and your next meeting?

- b. in a long-range manner?

SERVICE HOURS

As part of their Confirmation preparation, students in grades 9–11 are asked to complete 60 hours of service (20 hours per year). This service helps candidates live out their baptismal call by growing in love of God and neighbor while supporting both parish and community life.

Requirements per Year:

- 10 Hours in AFC Parish
- 10 Hours in Community
- Total: 20 Hours per year | 60 Hours by Junior Year

Guidelines:

- Hours must be completed during the assigned school year. They cannot be worked ahead.
- All community service must be volunteer. Hours that are paid or otherwise compensated do not count.
- Parents, as the primary catechists of their children, are responsible for helping track service hours. No supervisor signature is required.
- Completed service logs may be emailed to faithformation@mmogaafc.org.

Examples of Service Opportunities

Service to the Church (without pay)

- Assist with music ministry
- Decorate or undecorate the church for liturgical seasons
- Assemble or prepare parish materials and mailings
- Help with parish dinners, festivals, and fundraisers
- Clean up the parish cemetery
- Volunteer at other parish events where extra hands are needed
- Other: Please reach out to the Director of Religious Education for approval

Service to the Community (without pay)

- Shovel snow, mow lawns, or rake leaves for others
- Visit nursing home residents or the homebound
- Volunteer at the public library, hospital, or long-term care facility
- Participate in MCCL or other pro-life and community outreach efforts
- Assist with community athletics or fine arts programs (coaching younger teams, helping at tournaments, ushering at concerts, stage crew, etc.)
- Take part in community events such as Relay for Life or other charitable fundraisers
- Other: Please reach out to the Director of Religious Education for approval

Freshman Year (20 Hours)

AFC Parish Service (10 Hours)

Date	Description of Service	Hours

Total Parish Hours: _____ / 10

Community Service (10 Hours)

Date	Description of Service	Hours

Total Community Hours: _____ / 10

Freshman Year Total: _____ / 20

Sophomore Year (20 Hours)

AFC Parish Service (10 Hours)

Date	Description of Service	Hours

Total Parish Hours: _____ / 10

Community Service (10 Hours)

Date	Description of Service	Hours

Total Community Hours: _____ / 10

Sophomore Year Total: _____ / 20

Junior Year (20 Hours)

AFC Parish Service (10 Hours)

Date	Description of Service	Hours

Total Parish Hours: _____ / 10

Community Service (10 Hours)

Date	Description of Service	Hours

Total Community Hours: _____ / 10

Junior Year Total: _____ / 20

Grand Total of Service Hours

_____ / 60 Required

TOPIC FIVE: SERVICE PROJECT REPORT

CHOOSE ONE OF YOUR SERVICE PROJECTS TO REPORT ON (IF THIS HAS NOT ALREADY BEEN SUBMITTED)

PROGRESS REPORT

Date: _____

Name: **Sponsor** _____

Candidate _____

Service Project Title and Description: _____

Sponsor: What I discovered as my candidate participated in this service project was:



Candidate: What I discovered doing this service project was:

Sponsor: What specific tasks/assignments should your candidate work on in relation to doing service:

- a. between now and your next meeting?


- b. in a long-range manner?

Topic Six: Researching Your Confirmation Name

 **Name:** _____  **Grade:** _____

As you may know, candidates for Confirmation have the option to select a name in addition to their Baptismal name. If you choose a Confirmation name, it must be the name of a recognized saint. When selecting a name, please reflect on the saint's life and the gifts they shared. If you decide not to choose a new name, you are asked to research the meaning and history of your Baptismal name. Use this sheet to guide your research. If you choose the name of a lesser-known or obscure saint, please consult with Fr. Steve before proceeding.

Watch: *Please make sure to watch at least one video on FORMED about the life of a saint. If the saint you wish to choose is featured, be sure to watch that one. If not, choose another video about the life of a saint to guide you in your decision-making process. To get started, sign in to FORMED and go to the Home page. From there, pull down the menu under "Watch" and select either "Movies" or "Documentaries." You'll find plenty of videos about saints' lives. These videos tend to be longer than what you may be used to, so plan accordingly.*

 **Saint's Name you have chosen:**

 **Feast Day / Birthplace of Saint:**

 **Family Life of Saint:**

 **Major Life Accomplishments:**

✝ Significant Points about Saint's Death:

💡 What attracted you to this Saint?

🙏 Ways this Saint can be a model for you today:

🧐 Why your parents chose this name for you (if researching your Baptismal name):

Mass Notes Requirements

- **Freshmen Year:** 12 Mass notes
- **Sophomore Year:** 8 Mass notes
- **Junior Year:** 5 Mass notes

In total, **25 Mass notes are required before Confirmation.** These may be completed at **any Catholic Mass**, whether a daily Mass or a weekend Mass.

Important Reminders:

- Mass notes will **not** be accepted from services at churches outside of the Catholic faith.
- Notes must reflect your participation in a Catholic liturgy.
- You are encouraged to attend Mass both in your home parish and at other Catholic parishes when traveling or visiting.
- When visiting another parish, please attach the parish bulletin (if available) with your Mass note as proof of attendance.

Liturgical Year Connection:

- Mass notes should be spread out across the **liturgical year**—not all completed in one season. This helps you experience the Church year: Advent, Christmas, Lent, Easter, Ordinary Time, and feast days.
- When reflecting in your notes, try to notice how the prayers, readings, and colors in the church change from season to season, and how those changes deepen your understanding of the mystery of Christ.

Submitting Mass Notes:

- Completed Mass notes should either be **turned in to your Site Coordinator** *or* **uploaded directly to your child's Google Drive folder** using the QR code provided at the beginning of the year.
- Please keep up with submissions regularly rather than saving them all until the deadline—this helps ensure everything is recorded accurately.

Completing and submitting your notes faithfully will not only fulfill the requirement but also deepen your connection to the liturgy as you prepare for Confirmation.

Mass Notes

Name: _____

Attending Mass at: _____ Priest: _____

Date: _____ Time: _____

Liturgical Season: _____ Gospel Reading: _____

Please attach a bulletin if you are attending a church from out of town.

Summarize the Homily in a few sentences:

How can you apply to Gospel to your life at this time?

What are somethings you could do to bring you closer to God?

What is your relationship with God like at this time?




Instructions for Accessing Your Child's Confirmation Folder

 Please keep this sheet for reference throughout the Confirmation years.

1. Scan or Click

- When you **scan the QR Code** with your phone's camera (or click the link provided), you will be directed to your child's **Confirmation folder** in Google Drive.

2. Open Google Drive


- Inside the folder, you can view your child's **Confirmation Progress Report**.
- The Confirmation Progress Report is updated each year your child is in the program. It shows:
 -  What has already been completed (requirements turned in)
 -  What is still outstanding (requirements that need to be submitted)
 -  A checklist of all requirements that must be completed before receiving the Sacrament of Confirmation (e.g., Topics, Mass Notes, Service Project Report, Parish & Service Hours Log, Saint Report, and more, and any other parish-specific requirements).

This progress report allows families to see **exactly where their child is at in the process** and what still needs attention during the Confirmation years.

3. Upload Requirements

You may upload the following Confirmation requirements directly into your child's folder:

- **Topics Papers** – Written reflections on assigned topics (often completed with a sponsor as an activity or discussion).
- **Mass Notes** – Notes or reflections from attending Mass.
- **Service Project Report** – A summary of your child's Confirmation service project.
- **Parish and Service Hours Log** – Record of completed service and parish hours.
- **Researching Your Saint Name Paper** – Reflection on the Saint your child has chosen for Confirmation.
- **Any additional parish requirements** given by your program.

 You can upload scanned copies or take a photo of your child's completed hard copies and upload them electronically into the folder. If you prefer not to use paper, we also provide certain forms that can be filled out electronically and uploaded directly.

4. Save & Track Progress

- All documents you upload will stay in the folder as part of your child's digital portfolio.
- This will allow both you, your child's sponsor, and the Faith Formation team to track progress throughout the Confirmation years.

Troubleshooting

- If the QR Code doesn't scan, try clicking the link provided.
- If you can't access the folder, make sure you are signed in with a Google account (Gmail address).
 - If you don't already have one, you may need to create a free Google account in order to access and upload files.
- If you have trouble uploading files, you can:
 - Use a computer instead of a phone
 - Save your file as a PDF or Word document before uploading
- If you still experience issues, please contact the Mary Mother of God AFC Faith Formation office by emailing faithformation@mmogaafc.org or calling 507-532-5711 for help.